

Great North Museum: Hancock

Visual Story



Arriving at the Museum



Main Entrance

When you get to the museum you might come in the front entrance if you are in a small group.



Schools and Groups Entrance

If you arrive in a large group then you might come into the museum through our schools and groups entrance at the back of the building.



The Welcome Desk and Gift Shop

When you go inside the museum you will walk past the Welcome Desk and the shop. The staff are very friendly and can answer your questions. If you would like a map of the museum, you can pick one up here. The gift shop sells lots of souvenirs which you can buy if you have money, but you don't have to.

People you will meet



If you come in the schools and groups entrance you will be met by a member of the learning team. They will talk to your group leader and tell you what you are doing during the day.

A member of the learning team will be leading your workshop activity if your teacher has booked you in for one.



As you go around the museum there will be people wearing black t-shirts with orange arrows, just like this one. This means they work at the museum and will be happy to help you.

Spaces you might use during your visit



Tidy Trucks

If you are staying for longer visit you may be asked to put your coats and bags into one of these. This is so you don't have to carry them around and you can enjoy your visit. Your group name, time of lunch and lunch room will be written on the front.

They are open trucks and kept under the stairs in the butterfly corridor (at the back of the museum).

You can get your things at any time.



Clore Suite Learning rooms

If your teacher has booked a workshop with a member of staff then you might spend some time in these learning spaces. There will be different things out to see and there might be tables and chairs in the room.

There are also some animals, skulls and other objects you can look at in display cases around the walls.

You might have your lunch in these rooms if you are staying for a longer visit.





Locker Area

If you have things with you that you want to keep safe but not carry around during your visit; you can choose to put them in our lockers.

To use the lockers, you will need to put £1 in the slot.



Toilets

There are accessible toilets at the front and back of the museum on the ground and first floor.

When you have washed your hands you can use the hand dryers. They make a loud noise.



Food and Drink

You can't eat or drink in the galleries because we need to keep the museum clean and tidy. If your group is staying for lunch then your teacher will have been told where the space to eat a packed lunch is.

During the holidays we will try and have a packed lunch area. Please ask a member of staff.

Getting around the museum



← The museum has large stone staircases and also a more modern staircase.



← There is a large lift at the back of the museum and a small lift at the front on the left side.

Galleries Downstairs



Living Planet

Living Planet is a big bright gallery with lots of animals from all over the world. Have a look around and see if you can find them. You can explore this gallery upstairs and downstairs.

There are bright interactive screens which can give you more information about the animals, but you don't have to use them if you don't want to.



Hadrian's Wall

Our Hadrian's Wall Gallery has a really long wall down the middle, and lots of things to look at around the edge. Here you can learn all about the Romans. This gallery has some light areas, and some dark areas. The Mithraeum is a small space which is very dark inside.



Ice Age to Iron Age

Ice Age to Iron Age is a long bright gallery. Here you can learn about life in prehistoric times. Some of the objects are not in cases. These are just for looking at, not for touching. Have a look through the binoculars in the wall and see what you can see.



Fossil Stories

The Fossil Stories gallery is very dark inside with red floor lighting. Inside you will see the big T-rex dinosaur plus lots of fossils, remains and models. Can you see the T-Rex in in this picture?

There will be things to look at in cases, and lots hanging down from the ceiling too. You can watch the videos of what we think the dinosaurs would have looked like. These are on big TV screens on the walls.



Crystals and Gems

Crystals and Gems is next to our Fossil Stories gallery. It's still quite dark inside but it has lots of bright and shiny things to look at in lots of different colours!



Explore!

This Gallery is very long and bright with lots of different types of things in the cases. Don't forget to look inside the draws and see what's inside.

Behind the cases there is big glass room. You can only go inside this room if you work at the museum.

Galleries Upstairs



World Cultures

Our World Cultures gallery is very colourful with things from all over the world.

Warning: There will be some masks, totem poles and weaponry in the section.




Ancient Egypt

The Ancient Egypt gallery is a little bit darker than the galleries next to it. On the walls it has some backlit pictures that are very bright.

There is a tunnel in the middle called 'Journey to the afterlife'. This tunnel is quite dark inside, with a screen on the floor. The screen shows moving pictures of snakes, feathers and fire. It's fun to stand inside and watch the colours and shadows change. But you don't have to if you don't want to.

Warning: At the back of the gallery there is a case containing an unwrapped mummy.





Natural Northumbria

Natural Northumbria is a big bright gallery with lots of local animals that you might have seen before. There are lots of buttons to press and draws to open in this gallery. There is a bridge in the middle where you can look down to the gallery below.



Ancient Greeks (Shefton Gallery)

This gallery is very long with big cases all the way down the middle. Here you can learn about Ancient Greece. You will see lots of pots with pictures on them in here.


If you sit on the benches at the side of the gallery you can press the white button and listen to a story.



The Mouse House

The Mouse House is a space for young children. There is a tunnel to explore and you will find a big mirror and holes to hide in. There are also some puppets and dressing up costumes to play with and some books to read. This space may be noisy if lots of families are visiting.

Remember to put the toys, books and dressing up back where you found them when you have finished.



The Planetarium

If you have some money you might want to visit the planetarium. It is a dark room like a cinema. There are films you can watch about space and the stars. Some of the sounds may be quite loud.

It will be dark when you go in but if you don't like it you can speak to a member of staff and they can turn up the lights.

Things you can play with or touch




There are lots of things in the museum that are just for looking at, but here are some of the things that you can play with.

There are touch screen computers with information and games, buttons to press that make sounds, and drawers to open and see what's inside. There is lots more too.

You can choose what you would like to do!

Projectors and screens



There are lots of projectors and screens around the museum which show different things. Some of them might look like your telly at home but some might be on the floor, inside a 'cave' (Mithraeum), or really big on the walls. Some of these will make sounds too

Warning: In the fossil Stories gallery there are four big screens on the walls that show lots of dinosaurs. These are not on all of the time and might come on suddenly.

If you need to leave in a hurry



If you hear a loud siren noise and a loud voice saying “Please leave the museum by the nearest exit” that means we need to leave the building quickly and calmly.

Just follow one of these signs and wait by the rhino statue at the front of the museum.

Do not go back inside unless person who works at the museum tells you that it is safe to go back inside.

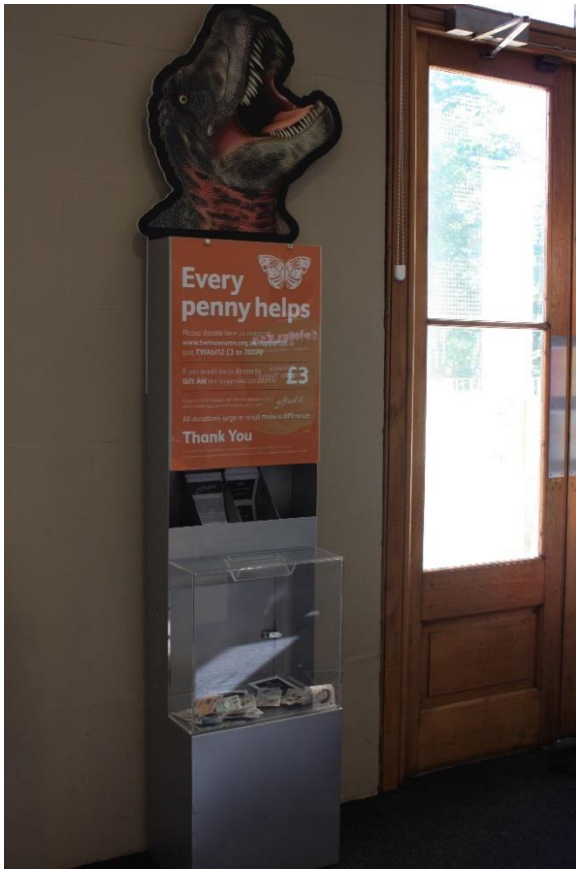
Calm Spaces



Sometimes it can get very busy in the museum so if you need time to relax or calm down in a blank space you may wish to take some time out in one of our stairwells towards the back of the museum. They have lots of white, blank walls with just one object at the bottom of each staircase.

If you speak to a member of staff they might be able to find you a quiet room to spend some time in if they are not being used by other visitors.

Donations



If you have enjoyed your visit to the museum you may wish to put a donation into one of our donation points. There are lots of different ones to choose from.

When you go through the museum you might see a really big wall with lots of butterflies. On the butterflies are people's names who have either donated to the museum or have been given a butterfly as a gift from a loved one.

If you require any further information to help someone if your group feel confident about visiting the museum then please get in touch with the learning team via learning@greatnorthmuseum.org.uk